

BARBARMS

IMPORT

2x1 5/8x45 degrees

2 3/8x1 5/8x45 degrees



DOMESTIC

Senior H Beam

1 5/8x1 5/8x45degrees Arm S-Slot

2x1 5/8x45 degrees Arm S-Slot

2 3/8x 1 5/8 45 degree Arm S-Slot

1 5/8x1 5/8 Vertical Arm S-Slot

2x1 5/8 Vertical Arm S-Slot

2 3/8x 1 5/8 Veritcal Arm S-Slot

3"x1 5/8 45 degree Arm S-Slot



Steel Corner and End Arms

2 3/8"

3"

4"



Corner V Arms

3"X1 5/8

4"X1 5/8

Line V Arms

2 3/8x 1 5/8 V Arms

Chain Link Fittings

BANDS

Light Heavy

- 1 3/8 Tension Band or Brace Band
- 1 5/8 Tension Band or Brace Band
- 2 Tension Band or Brace Band
- 2 3/8 Tension Band or Brace Band
- 3 Tension Band or Brace Band
- 3 1/2 Tension Band or Brace Band
- 4 Tension Band or Brace Band
- 4 1/2 Tension Band or Brace Band
- 6 5/8 Tension Band or Brace Band



TENSION BARS

- 3/16 X5/8X36"
- 3/16X5/8X42"
- 3/16 X5/8X48"
- 3/16 X5/8X60"
- 3/16 X5/8X72"
- 3/16 X5/8X84"
- 3/16X5/8X96"



SLEEVES

- 1 3/8
- 1 5/8
- 2 3/8




ALUM. STEEL

RAILENDS

- 1 3/8
- 1 5/8

2 HOLE RAILEND

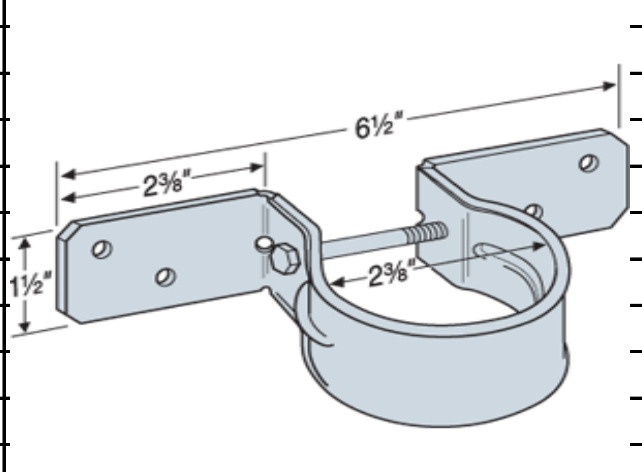
- 1 5/8



WOOD TO STEEL ADAPTERS

Price

- 2 3/8" Wood to Steel Adapter HVY
- 2 3/8" Wood to Steel Adapter Corner
- 3" Wood to Steel Adapter HVY
- 3" Wood to Steel Adapter Corner
- 2" or 2 3/8" Wood to Steel Adapter
- 2 3/8 Simpson
- Universal Wood to Steel Adapter Plate
- Import Brackets



Bolts for Wood to Steel Brackets

- 5/16X2 1/4
- 5/16X1 1/2
- 3/8X1 1/4
- 1/4X1 1/2 LagScrew

Wood Gate Hdw.

Standard Wood Gate Hardware

Price

8" Strap or Tee Hinge (Box of 20 Pair)

Reversible Gate Latch (Box of 20)

Gate Pull (Box of 20)

8" Strap or Tee Hinge

Reversible Gate Latch

Gate Pull

10" Strap

Delux Gate Hardware with Screws

Complete Gate Hardware

5/8x48" D/D Gate Drop Bar W/hangers and lag screws




5/16x2" Lag Screws for Hinges

5/16x3" Carriage Bolts for Latches

Slide Bolt Latch

Fort Latch

Deluxe Latch



Industrail Gates

Price

180 degree Hinges

- 3x1 5/8 or 2"
- 2 3/8x 1 5/8 or 2 "
- 4x1 5/8 or 2"



Cox Hinges

- 2 3/8X1 5/8
- 3x1 5/8 or 2"
- 3 1/2 x1 5/8 or 2"
- 4x1 5/8 or 2"
- 4 1/2 x1 5/8 or 2"
- 6 5/8x 2"
- 8 5/8x2



Commercial Drop Bar

- Complete Drop Bar 1 5/8" or 2"
- Drop Bar Guide

Tension System

- Truss Rod
- Truss Rod Tightner



Gate Hold Backs

- Duck Bill Hold Back
- Gate Hold Back

Drop Bar Catch

- Mushroom

Rolling Gate Hardware

Double 12" wheels

Double 6" wheels

1 5/8 Pipe Residential Track Brackets

1 5/8 Heavy Track Brackets

Heavy Industrial Gate Roller

1 5/8 Pipe Track Roller

Rolling Gate Latch

6" Wheel

Singel Wheel Roller for Wood or C/L

Rutt Runners

Cantilever Roller

4x2 3/8

3" or 4" Cantilever Latch

Gate Corners Steel

1 5/8 or 2" Gate Corners

2" Gate Corners

Gate Corner Aluminum

1 3/8"

Gate Brace Clamp

Gate Brace Clamp 1 3/8x 1 3/8

Gate Brace Clamp 1 5/8x 1 5/8

Midrail Clamp

2 3/8X 1 5/8 Midrail Clamp

2X 1 5/8 Midrail Clamp

Panel Clamp

1 3/8 x 1 3/8 Panel Clamp

1 5/8 x 1 5/8 Panel Clamp

GATE CLIP

1 3/8

Drop Bar 36"x 1/2"





Drop Bar 30"x 1/2"

Drop Bar 36"x 1/2"

Drop Bar Guide 1 3/8x1/2



Price

Hinge J Bolt 5/8x12					
Hinge J Bolt 5/8x8					
Hinge J Bolt 5/8x4 1/2					
Lag Bolt 5/8x 4 1/2					
10" Strap Hinge					
18" Gate Scroll					
Flip Latches					
1 3/8x1 3/8					
2x1 3/8					
2 3/8x1 3/8					
1 5/8x1 5/8					
2x1 5/8					
2 3/8x1 5/8					
3x1 5/8					
4x1 5/8					
Gate Hinges					
1 3/8x5/8					
1 5/8x5/8					
2 x 5/8					
Post Hinges					
1 5/8x5/8					
2x5/8					
2 3/8x5/8					
3x5/8					
2 3/8 Heavy Hinge					
Walk Gate Set					
Complete Double Gate Set					

<u>Gates</u>		
*****We make custome sizes*****		
Commercial Gates		
Size	Type of Gate	Without Hardware
6'x4'	Walk Gate	
7'x4'	Walk Gate	
6'x10'	Single Drive Gate	
6'x20'	Double Drive Gate	
7'x20'	Double Drive Gate	
6'x20'	Slide Gate	
9 gauge wire in place of 11 1/2 gauge add per foot		
		With Hardware
6'x4'	Walk Gate	
7'x4'	Walk Gate	
6'x10'	Single Drive Gate	
6'x20'	Double Drive Gate	
7'x20'	Double Drive Gate	
6'x20'	Slide Gate	
Residential Gates		
Standard Walk Gate		
3' 6" Opening x 3'		
3' 6" Opening x 4'		
3' 6" Opening x 5'		
3' 6" Opening x 6'		
Double Drive Gates		
10' Opening x 3'		
10' Opening x 3' 6"		
10' Opening x 4'		
10' Opening x 5'		
10' Opening x 6'		
12 foot opening all heights--add		
Bent Frame Gates		
4'x36" Opening Walk Gate		
4'x42" Opening Walk Gate		
4'x10' Double Drive Gate		

Chain Link

Description

Weight P/F

Price P/F

Price Per Roll

3' X 11 1/2 Gauge 1.2500

42" X 11 1/2 Gauge 1.4600

4' X 11 1/2 Gauge 1.6000

5' X 11 1/2 Gauge 2.0500

6' X 11 1/2 Gauge 2.3400

7' X 11 1/2 Gauge

8' X 11 1/2 Gauge

6' X 11 Gauge 2.7300

7' X 11 Gauge 3.1000

8' X 11 Gauge 3.6400

10' X 11 Gauge 5.4000

12' X 11 Gauge 6.6000

4' X 9 Gauge 2.7500

5' X 9 Gauge 3.5000




6' X 9 Gauge 4.1500

7' X 9 Gauge 4.8200

8' X 9 Gauge 5.4200

T-M 40 Full Lengths

Description	Pieces	Price	Per Joint
1 5/8" X 21'			
1 5/8" X			
2" X 24'			
2 3/8" X 21'			
2 3/8" X 24'			
3" X 21'			
3" X 24'			
3" X			
4" X 21'			
4" X 24'			
4" X			
T-M 40 Cut Post			
Description	Pieces	Prices	
2" X 8'			
2 3/8" X 6'			
2 3/8" X 8'			
2 3/8" X 8'8"			
2 3/8" X 9			
2 3/8" X 9'8"			
2 3/8" X 10'6"			
3" X 8'			
3" X 9'			
3" X 10'6"			
4" X 10'6"			

Miscellaneous	Price	
Sacrete 80#		
Portland 94#		
Quik Set 50#		
Fence Pliers		
Fence Strecher		
Hog Ring Pliers		
1 3/8 to 2" Gate Wire Strecher		
2 3/8 to 4" Gate Wire Strecher		
Gate Clip Pliers		
Top to Floor Adapters		
1/4x6" Galvanized Plate		
1/4x8" Galvanized Plate		
Sign Bracket		
Fasteners		
Pig Rings per pound		
Hog Rings per pound		
Galvanized Tie Wire 12 ga. 6 1/2 per 100		
Galvanized Tie Wire 12 ga. 8 1/4 per 100		
Galvanized Tie Wire 12 ga. 6 1/2 1500 per box		
Galvanized Tie Wire 12 ga. 8 1/4 1500 per box		
Tie Wire 6 1/2X9ga. Aluminum per 100		
Tie Wire 6 1/2X11ga. Aluminum per 100		
Tie Wire 8 1/4X11ga. Aluminum per 100		
Aluminum Tie Wire 11 1/2 ga x 6 1/2 5600 per box		
Aluminum Tie Wire 9 ga. x 6 1/2 5600 per box		
Aluminum Tie Wire 9 ga. x 8 1/4 3100 per box		
5/16x2 1/4 Bolts		
1/4x1 1/2 Lag Screws		
6# Galvanized Nails (50 # box)		
16# Galvanized Nails (50 # box)		
1 5/8" Galvanized Screws (23# box)		
Hitachi Nails 3,600 pcs		
Premier FASTER 10,500 pcs		
1/2" X 3 3/4" Simpson Concrete Anchor Wedge		
1/4 X 3 3/4 Hex Head Tapcon Screws		
Barbwire, Smooth Wire & Tie Wire		
Razor Ribben (Will do 50' on 18" Centers)		
2 Point Barbwire 1320' per spool		
4 Point Barbwire 1320' per spool		
Barbless Tension Wire 12 1/2 ga. 1320' per spool		
9 ga. Smooth Wire 1700' per spool		
9 ga. Smooth Wire 1000' per spool		

	A	B	C	D	E	F	G	H	I
1									
2	Chain Link Slats								
3									
4	Bottom Lock								
5	3'								
6	4'								
7	5'								
8	6'								
9	7'								
10	8'								
11	10'								
12	12'								
13									
14									
15									
16									
17	Lite Link								
18	3'								
19	4'								
20	5'								
21	6'								
22	7'								
23	8'								
24	10'								
25									
26									
27									
28									
29	Privacy Link								
30	3'								
31	4'								
32	5'								
33	6'								
34	7'								
35	8'								
36	10'								
37									
38									
39									
40									
41									
42									
43									
44									
45									
46									
47									
48									
49									
50									
51									
52									
53									
54									
55									
56									

